



JERALD SIMON
musicmotivation.com
jeraldsimon@musicmotivation.com

How to Play All Major Chords

(And what to do with them!)

Learn how to create the C Major chord and play all major chords (blocked and broken).
Once you can play the major chords - play around with them and make music of your own.

JERALD SIMON

This is a Major 3rd Interval (C and E)
This is a Perfect 5th Interval (C and G)

Musical notation showing the C major chord in 3/4 time. The first system shows the C major triad (C-E-G) in both treble and bass clefs with fingering: 1-3-5 in the right hand and 5-3-1 in the left hand. The second system shows the same triad in blocked and broken positions. The third system shows the triad in a different position with fingering 1-3-5 in the right hand and 5-3-1 in the left hand.

Musical notation showing the C major chord in 3/4 time. The first system shows the C major triad in both treble and bass clefs with fingering: 1-3-5 in the right hand and 5-3-1 in the left hand. The second system shows the C major triad in blocked and broken positions. The third system shows the C major triad in a different position with fingering 1-3-5 in the right hand and 5-3-1 in the left hand.

Musical notation showing the major chords C, D \flat , D, E \flat , E, F, F \sharp , and G in 3/4 time. The first system shows the C major triad in both treble and bass clefs with fingering: 1-3-5 in the right hand and 5-3-1 in the left hand. The second system shows the D \flat major triad in both treble and bass clefs with fingering: 1-3-5 in the right hand and 5-3-1 in the left hand. The third system shows the D major triad in both treble and bass clefs with fingering: 1-3-5 in the right hand and 5-3-1 in the left hand. The fourth system shows the E \flat major triad in both treble and bass clefs with fingering: 1-3-5 in the right hand and 5-3-1 in the left hand. The fifth system shows the E major triad in both treble and bass clefs with fingering: 1-3-5 in the right hand and 5-3-1 in the left hand. The sixth system shows the F major triad in both treble and bass clefs with fingering: 1-3-5 in the right hand and 5-3-1 in the left hand. The seventh system shows the F \sharp major triad in both treble and bass clefs with fingering: 1-3-5 in the right hand and 5-3-1 in the left hand. The eighth system shows the G major triad in both treble and bass clefs with fingering: 1-3-5 in the right hand and 5-3-1 in the left hand.

Same fingering for all Major Chords as C Major (simply play the same fingering moving up in half steps through every key signature)

Musical notation showing the major chords A \flat , A, B \flat , B, C, C, and D \flat in 3/4 time. The first system shows the A \flat major triad in both treble and bass clefs with fingering: 1-3-5 in the right hand and 5-3-1 in the left hand. The second system shows the A major triad in both treble and bass clefs with fingering: 1-3-5 in the right hand and 5-3-1 in the left hand. The third system shows the B \flat major triad in both treble and bass clefs with fingering: 1-3-5 in the right hand and 5-3-1 in the left hand. The fourth system shows the B major triad in both treble and bass clefs with fingering: 1-3-5 in the right hand and 5-3-1 in the left hand. The fifth system shows the C major triad in both treble and bass clefs with fingering: 1-3-5 in the right hand and 5-3-1 in the left hand. The sixth system shows the C major triad in both treble and bass clefs with fingering: 1-3-5 in the right hand and 5-3-1 in the left hand. The seventh system shows the D \flat major triad in both treble and bass clefs with fingering: 1-3-5 in the right hand and 5-3-1 in the left hand.

Copyright © 2018 Music Motivation® - visit musicmotivation.com for more piano resources!
visit <http://musicmotivation.com/how-to-play-all-major-chords-and-what-you-can-do-with-them>
to download this PDF for FREE

Please feel free to copy this page for non-commercial use in home or at your music studio. This is a FREE PDF download from musicmotivation.com that anyone may use.
Please share this with family and friends who may enjoy this free handout by Jerald Simon. Visit youtube.com/jeraldsimon to watch the video of Jerald teaching this theory.
Visit <http://musicmotivation.com/coolongs/> learn more about Jerald's COOL SONGS packages and to access over 222 COOL piano solos by Jerald Simon

30

D Eb E F

38

F# G Ab A

46

Bb B C C

54

Root Position First Inversion Second Inversion

Root Position First Inversion Second Inversion

blocked chords (root, first, and second inversions)

broken chords (root, first, and second inversions)

58

Db

62 D

Musical notation for the D major chord exercise, measures 62-65. The piece is in D major. The right hand plays a sequence of chords: D major (F#2, A2, C#4), D major (F#2, A2, C#4), D major (F#2, A2, C#4), and D major (F#2, A2, C#4). The left hand plays a sequence of chords: D major (F#2, A2, C#4), D major (F#2, A2, C#4), D major (F#2, A2, C#4), and D major (F#2, A2, C#4). Both hands feature triplet patterns in the final two measures.

66 E \flat

Musical notation for the E-flat major chord exercise, measures 66-69. The piece is in E-flat major. The right hand plays a sequence of chords: E-flat major (Bb2, D3, F4), E-flat major (Bb2, D3, F4), E-flat major (Bb2, D3, F4), and E-flat major (Bb2, D3, F4). The left hand plays a sequence of chords: E-flat major (Bb2, D3, F4), E-flat major (Bb2, D3, F4), E-flat major (Bb2, D3, F4), and E-flat major (Bb2, D3, F4). Both hands feature triplet patterns in the final two measures.

70 E

Musical notation for the E major chord exercise, measures 70-73. The piece is in E major. The right hand plays a sequence of chords: E major (G#2, B2, D#4), E major (G#2, B2, D#4), E major (G#2, B2, D#4), and E major (G#2, B2, D#4). The left hand plays a sequence of chords: E major (G#2, B2, D#4), E major (G#2, B2, D#4), E major (G#2, B2, D#4), and E major (G#2, B2, D#4). Both hands feature triplet patterns in the final two measures.

74 F

Musical notation for the F major chord exercise, measures 74-77. The piece is in F major. The right hand plays a sequence of chords: F major (A2, C4, E4), F major (A2, C4, E4), F major (A2, C4, E4), and F major (A2, C4, E4). The left hand plays a sequence of chords: F major (A2, C4, E4), F major (A2, C4, E4), F major (A2, C4, E4), and F major (A2, C4, E4). Both hands feature triplet patterns in the final two measures.

78 F#

Musical notation for the F-sharp major chord exercise, measures 78-81. The piece is in F-sharp major. The right hand plays a sequence of chords: F-sharp major (A#2, C#4, E#4), F-sharp major (A#2, C#4, E#4), F-sharp major (A#2, C#4, E#4), and F-sharp major (A#2, C#4, E#4). The left hand plays a sequence of chords: F-sharp major (A#2, C#4, E#4), F-sharp major (A#2, C#4, E#4), F-sharp major (A#2, C#4, E#4), and F-sharp major (A#2, C#4, E#4). Both hands feature triplet patterns in the final two measures.

82 G

Musical notation for the G major chord exercise, measures 82-85. The piece is in 4/4 time. Measures 82-85 show the G major chord (G-B-D) in the right hand and the G major triad in the left hand. Measures 82-84 feature a melodic line in the right hand consisting of eighth notes: G4, A4, B4, A4, G4, F4, E4, D4. This line is repeated in the left hand. Measure 85 ends with a double bar line and repeat dots.

86 A \flat

Musical notation for the A-flat major chord exercise, measures 86-89. The piece is in 4/4 time. Measures 86-89 show the A-flat major chord (A \flat -C-B \flat) in the right hand and the A-flat major triad in the left hand. Measures 86-88 feature a melodic line in the right hand consisting of eighth notes: A \flat 4, B \flat 4, C5, B \flat 4, A \flat 4, G \flat 4, F \flat 4, E \flat 4. This line is repeated in the left hand. Measure 89 ends with a double bar line and repeat dots.

90 A

Musical notation for the A major chord exercise, measures 90-93. The piece is in 4/4 time. Measures 90-93 show the A major chord (A-C#-E) in the right hand and the A major triad in the left hand. Measures 90-92 feature a melodic line in the right hand consisting of eighth notes: A4, B4, C#4, B4, A4, G#4, F#4, E4. This line is repeated in the left hand. Measure 93 ends with a double bar line and repeat dots.

94 B \flat

Musical notation for the B-flat major chord exercise, measures 94-97. The piece is in 4/4 time. Measures 94-97 show the B-flat major chord (B \flat -D-C) in the right hand and the B-flat major triad in the left hand. Measures 94-96 feature a melodic line in the right hand consisting of eighth notes: B \flat 4, C5, D5, C5, B \flat 4, A \flat 4, G \flat 4, F \flat 4. This line is repeated in the left hand. Measure 97 ends with a double bar line and repeat dots.

98 C

Musical notation for the C major chord exercise, measures 98-101. The piece is in 4/4 time. Measures 98-101 show the C major chord (C-E-G) in the right hand and the C major triad in the left hand. Measures 98-100 feature a melodic line in the right hand consisting of eighth notes: C4, D4, E4, D4, C4, B4, A4, G4. This line is repeated in the left hand. Measure 101 ends with a double bar line and repeat dots. The time signature changes to 4/4 in the final measure.

What to do with Major Chords

102

C F

This is just something I quickly created playing around with the inversions of the C, F, and G Major chords. Try to create something of your own!

106

G C

110

C F G C

114


C F C G

118

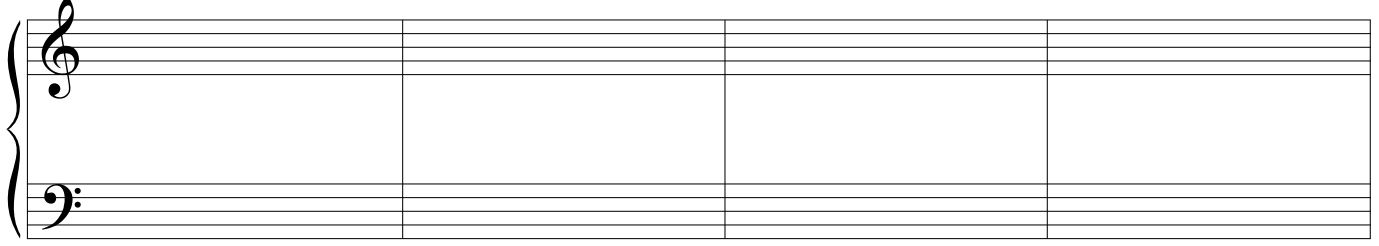
C F C G

122


This page is intentionally left blank so you can write out some simple chord progressions of your own! Start with C, F, and G and then try to play around with all major chords in every key!




126




130



134



138



If you have enjoyed using this, please share it with another piano teacher, piano student, or a parent of a piano student. If you have a resource you would like me to create, let me know!